





























PENTAX *KP* J limited




PENTAX *K-3* III

 1	Custom Image	
	AF with Viewfinder	AF Mode
		AF Active Area
		AF.S Setting
		1st Frame Action in AF.C
		Action in AF.C Cont.
	AF with Live View	Hold AF Status
		AF Active Area
		Focus Peaking
	AF.S Setting	
AF Assist Light		
AE Metering		
ISO AUTO Setting	AUTO ISO (Maximum)	
	AUTO ISO (Minimum)	
	ISO Sensitivity Options	
	Minimum Shutter Speed	
Program Line		
Exposure Mode USER		
 2	Shutter Mode Selection	
	Image Capture Settings	File Format
		JPEG Recorded Pixels
		JPEG Quality
		RAW File Format
		Color Space
	D-Range Settings	Highlight Correction
		Shadow Correction
	Noise Reduction	Slow Shutter Speed NR
		High-ISO NR
 3	Clarity	
	Skin Tone	
	Digital Filter	
	HDR Capture	
	Pixel Shift Resolution	Pixel Shift Resolution
Motion Correction		
ASTROTRACER	ASTROTRACER	
	Precise Calibration	
 4	AA Filter Simulator	
	Shake Reduction	
	Horizon Correction	
	Composition Adjust.	

















 6	Custom Image	
	 1	AF Mode
		AF Active Area
		AF.S Setting
		1st Frame Action in AF.C
		Action in AF.C Cont.
	AF with Live View	Hold AF Status
		AF Active Area
		Face Detection
	Focus Peaking	
Contrast AF Options		
 1 AF Assist Light		
 2 AE Metering		
 2	ISO Sensitivity Setting	ISO Auto Upper Limit
		ISO Auto Lower Limit
		Min. Shutter Speed Op.
		ISO Auto with Min. Speed
		Minimum Shutter Speed
 2 Program Line		
 C 1 Exposure in User Mode		
<hr/>		
 5 File Format		
 5 JPEG Recorded Pixels		
 5 JPEG Quality		
 5 RAW File Format		
 5 Color Space		
 6	D-Range Correction	Highlight Correction
		Shadow Correction
 6	Noise Reduction	Slow Shutter Speed NR
		High-ISO Noise Reduction
 6 Clarity		
 6 Skin Tone		
 6 Digital Filter		
 4 HDR Capture		
 4 Pixel Shift Resolution		
 4	ASTROTRACER	ASTROTRACER
		Precise Calibration
 4 AA Filter Simulator		
 7 Shake Reduction		
 7 Auto Horizon Correction		
 7 Composition Adjustment		

4	Lens Correction	Distortion Correction
		Peripheral Illumin. Corr.
		Lat-Chromatic-Ab Adj
		Diffraction Correction
Input Focal Length		
5	Viewfinder Overlay	Electronic Level
		Superimpose AF Area
Live View	Grid Display	
	Electronic Level	
	Histogram Display	
	Highlight Alert	
	Flicker Reduction	
Instant Review	Display Time	
	Zoom Review	
	Save RAW Data	
	Delete	
	Highlight Alert	
Other Display Settings	Guide Display	
	Display Color	
Button Customization	Fx1 Button	
	Fx2 Button	
	Fx3 Button	

6	Lens Correction	Distortion Correction
		Peripheral Illumin. Corr.
		Lat-Chromatic-Ab Adj
		Diffraction Correction
MF Lens Focal Length		
4	Viewfinder Display	[Viewfinder Screen └[F1 Customization] [F2 Customization] [F3 Customization] [F4 Customization]
		Electronic Level Type
4	Viewfinder Display	[Viewfinder Screen └[F1 Customization] [F2 Customization] [F3 Customization] [F4 Customization]
		Viewfinder Light
4	Monitor Display	[Live View └[Shooting Info Display] └[L1 Customization] [L2 Customization] [L3 Customization]
		Grid Guide
		[Live View └[Shooting Info Display] └[L1 Customization] [L2 Customization] [L3 Customization]
		[Live View └[Electronic Level Type]
		[Live View └[Electronic Level Design]
		[Live View └[Shooting Info Display] └[L1 Customization] [L2 Customization] [L3 Customization]
		[Live View └[Shooting Info Display] └[L1 Customization] [L2 Customization] [L3 Customization]
		[Live View └[Flicker Reduction]
		Display Time
		Zoom Review
4	Instant Review	Save RAW (RAW Button)
		Delete Img. (Delete Btn.)
		Histogram
		Highlight Alert
2	Guide Display	
4	Monitor Display	Color Settings
2	Fx Button	

 5	Button Customization	AF/AE-L Button	C 2 AF/AE Lock Settings	
		Function Dial		C 2 Smart Function
		E-Dial Programming		C 2 E-Dial Programming
	Memory			Still Image Rotation Direction
Save USER Mode	Save Settings		C 5 Memory	
	Rename USER Mode		C 1 Save User Mode Settings	
	Check Saved Settings		C 1 Rename User Mode	
	Reset USER Mode		C 1 Reset User Mode Settings	
 1	Custom Image		6 Custom Image	
	AF with Live View	AF Mode	1 AF with Live View	
		AF Active Area		Movie Mode AF
		Focus Peaking		AF Active Area
	AF Assist Light		1 AF Assist Light	Focus Peaking
	AE Metering		2 AE Metering	
	Movie Capture Settings	Recorded Pixels	5 Recorded Pixels	
		Framerate	5 Framerate	
	Recording Sound Level		5 Recording Sound Level	
	 2	D-Range Settings	Highlight Correction	6 D-Range Correction
Shadow Correction			Highlight Correction	
Digital Filter		6 Digital Filter	Shadow Correction	
Movie SR		7 Shake Reduction		
Live View	Grid Display		C 4	
				[Live View] └[Shooting Info Display] └└[L1 Customization] └└└[L2 Customization] └└└└[L3 Customization]
	Electronic Level			Grid Guide
				[Live View] └[Shooting Info Display] └└[L1 Customization] └└└[L2 Customization] └└└└[L3 Customization]
	Histogram Display			[Live View] └[Electronic Level Type]
				[Live View] └[Electronic Level Design]
Highlight Alert		[Live View] └[Shooting Info Display] └└[L1 Customization] └└└[L2 Customization] └└└└[L3 Customization]		
		[Live View] └[Shooting Info Display] └└[L1 Customization] └└└[L2 Customization] └└└└[L3 Customization]		
Flicker Reduction		[Live View] └[Flicker Reduction]		
Button Customization	AF/AE-L Button		C 2 AF/AE Lock Settings	
	E-Dial Programming		C 2 E-Dial Programming	
			Movie	

▶ 1 Slideshow	
Protect All Images	▶ 2 Protect Protect All Images
Delete All Images	▶ 2 Delete Delete All Images
Quick Zoom	C 4 Zoom Review Quick Zoom
Playback Sound Volume	▶ 1 Playback Sound Volume
Image Display	▶ 1 Auto Image Rotation
Auto Image Rotation	C 4 Monitor Display [Playback Info Display] └[Standard Info. Display] [No Information Display] Grid Guide [Playback Info Display] └[Standard Info. Display] [No Information Display]
Grid Display	
Highlight Alert	
↶ 1 Language/言語	↶ 7 Language/言語
Date Adjustment	↶ 7 Date Adjustment
World Time	
Text Size	
Sound Effects	↶ 3 Sound Effects Volume
LCD Display Settings	↶ 3 Sound Effects Setting
Outdoor View Setting	↶ 2 Monitor Adjustment
Night Vision LCD Display	↶ 2 Outdoor View Setting
Indicator Lamps	↶ 2 Night Vision Display
Wi-Fi	↶ 3 Indicator Lamps
GPS/E-Compass	↶ 4 Wireless LAN Setting
GPS Time Sync	
Calibration	
USB Connection	↶ 4 GPS Settings
Video Out Resolution	↶ 4 USB Setting
External Input Devices	
Auto Power Off	↶ 5 Auto Power Off
Create New Folder	↶ 1 Create New Folder
Folder Name	↶ 1 Folder Name
File Name	↶ 1 File Name
File No.	↶ 1 Sequential Numbering
Sequential Numbering	↶ 1 Reset Numbering
Reset File Number	
Copyright Information	↶ 1 Copyright Information Embed Copyright Data Photographer Copyright Holder
Embed Copyright Data	
Photographer	
Copyright Holder	
Format	↶ 1 Format
Pixel Mapping	↶ 6 Pixel Mapping
Dust Removal	↶ 6 Dust Removal
Sensor Cleaning	↶ 6 Sensor Cleaning
Select Battery	↶ 5 Battery Grip Settings
Certification Marks	↶ 6 Certification Marks
Firmware Info/Options	↶ 6 Firmware Info/Options
Reset	↶ 8 Reset

C 1	EV Steps	C 5	EV Steps
	Sensitivity Steps	C 5	ISO Sensitivity Steps
	Meter Operating Time	C 5	Meter Operating Time
	Auto EV Compensation		2 Auto EV Compensation
	Link AE and AF Point		2 Link AE and AF Point
	AE-L with AF Locked		2 Link AE and AF Point
	Bulb (B) Mode Options	C 2	2 AF/AE Lock Settings
C 2	Release While Charging	C 5	5 Bulb (B) Mode Options
	Bracketing Order		4 Drive Mode [Drive] └[Bracketing] └[Bracketing Order]
	One-Push Bracketing		4 Drive Mode [Drive] └[Bracketing] └[One-Push Bracketing]
	Interval Shooting Options		4 Drive Mode [Drive] └[Interval Shooting] [Interval Composite] └[Fixed Time Release]
	AF in Interval Shooting		4 Drive Mode [Drive] └[Interval Shooting] [Interval Composite] └[AF Operation per Shot]
	WB Adjustable Range		3 Auto Adjust. for Source
	AWB in Tungsten Light		3 Auto Adjust. for Source
			3 AWB in Tungsten Light
			3 AWB in Tungsten Light
	C 3	WB When Using Flash	C 6
Color Temperature Steps		C 2	Fx Button
Enable/Disable Control			
4-way Controller Settings			
Auto SR Off			7 Auto Shake Reduction Off
Save Rotation Info			7 Auto Shake Reduction Off
C 4	Save Menu Location	C 6	Save Rotation Info
	Catch-in Focus		2 Store Cursor Position
	AF Fine Adjustment		1 AF with Viewfinder Catch-in Focus
	Using Aperture Ring	C 7	7 AF Fine Adjustment
	Reset Custom Functions	C 6	6 Using Aperture Ring
		8 Reset	