
































# PENTAX K-1




# PENTAX K-3 III

 1	Phase Detection AF	AF Mode
		AF Active Area
		AF.S Setting
		1st Frame Action in AF.C
		Action in AF.C Cont.
		Hold AF Status
Contrast Detection AF	Contrast Detection AF	
	Focus Peaking	
	Contrast AF Options	
AF Assist Light		
AE Metering		
ISO AUTO Setting	ISO Range (Maximum)	
	ISO Range (Minimum)	
	AUTO ISO Parameters	
Flash Mode		
Program Line		
Exposure Mode <span style="float: right;">USER</span>		
 2	LV Electronic Shutter	
Memory Card Options		
Crop		
Image Capture Settings	File Format	
	JPEG Recorded Pixels	
	JPEG Quality	
	RAW File Format	
	Color Space	
D-Range Settings	Highlight Correction	
	Shadow Correction	
Noise Reduction	Slow Shutter Speed NR	
	High-ISO NR	
 3	Clarity	
Skin Tone		
Digital Filter		
HDR Capture		
Pixel Shift Resolution		
ASTROTRACER	ASTROTRACER	
	Precise Calibration	
 4	AA Filter Simulator	
Shake Reduction		
Horizon Correction		
Composition Adjust.		

 1	AF with Viewfinder	AF Mode
		AF Active Area
		AF.S Setting
		1st Frame Action in AF.C
		Action in AF.C Cont.
		Hold AF Status
 1	AF with Live View	AF Active Area
		Face Detection
		Focus Peaking
		Contrast AF Options
 1	AF Assist Light	
 2	AE Metering	
 2	ISO Sensitivity Setting	ISO Auto Upper Limit
		ISO Auto Lower Limit
		Min. Shutter Speed Op.
		ISO Auto with Min. Speed
		Minimum Shutter Speed
 2	Flash Mode	
 2	Program Line	
 1	Exposure in User Mode	
/		
 5	Memory Card Options	Memory Card Options
		Card Slot Sequence
 5	Crop	
 5	File Format	
 5	JPEG Recorded Pixels	
 5	JPEG Quality	
 5	RAW File Format	
 5	Color Space	
 6	D-Range Correction	Highlight Correction
		Shadow Correction
 6	Noise Reduction	Slow Shutter Speed NR
		High-ISO Noise Reduction
 6	Clarity	
 6	Skin Tone	
 6	Digital Filter	
 4	HDR Capture	
 4	Pixel Shift Resolution	
 4	ASTROTRACER	ASTROTRACER
		Precise Calibration
 4	AA Filter Simulator	
 7	Shake Reduction	
 7	Auto Horizon Correction	
 7	Composition Adjustment	

# PENTAX K-1

# PENTAX K-3 III

 4	Lens Correction	Distortion Correction	 6	Lens Correction	Distortion Correction
		Peripheral Illumin. Corr.			Peripheral Illumin. Corr.
		Lat-Chromatic-Ab Adj			Lat-Chromatic-Ab Adj
		Diffraction Correction			Diffraction Correction
Input Focal Length			C 6 MF Lens Focal Length		
 5	Viewfinder Overlay	Grid Display	C 4	Viewfinder Display	[Viewfinder Screen └[F1 Customization [F2 Customization [F3 Customization [F4 Customization
		Electronic Level			[Viewfinder Screen └[F1 Customization [F2 Customization [F3 Customization [F4 Customization
		AF Frame			Electronic Level Type
		Spot Metering Frame			[Viewfinder Screen └[F1 Customization [F2 Customization [F3 Customization [F4 Customization
		AF Points			[Viewfinder Screen └[F1 Customization [F2 Customization [F3 Customization [F4 Customization
Live View	Grid Display	Grid Display	C 4	Monitor Display	[Live View └[Shooting Info Display └[L1 Customization [L2 Customization [L3 Customization
		Electronic Level			Grid Guide
		Histogram Display			[Live View └[Shooting Info Display └[L1 Customization [L2 Customization [L3 Customization
		Highlight Alert			[Live View └[Shooting Info Display └[L1 Customization [L2 Customization [L3 Customization
		Flicker Reduction			[Live View └[Shooting Info Display └[L1 Customization [L2 Customization [L3 Customization

# PENTAX K-1

# PENTAX K-3III

5	Instant Review	Display Time
		Zoom Review
		Save RAW Data
		Delete
		Histogram Display
		Highlight Alert
Other Display Settings	Guide Display	
	Auto Screen Rotation	
	Display Color	
Button Customization	Fx1 Button	
	Fx2 Button	
	AF Button	
	Preview Dial	
	E-Dial Programming	
Memory		
Save USER Mode	Save Settings	
	Rename USER Mode	
	Check Saved Settings	
	Reset USER Mode	
1	Contrast Detection AF	Contrast Detection AF
		Focus Peaking
AF Assist Light		
AE Metering		
Memory Card Options		
Crop		
Movie Capture Settings	Recorded Pixels	
	Framerate	
Sound Volume Setting	Recording Sound Level	
	Wind Noise Reduction	
	Headphone Volume	
2	D-Range Settings	Highlight Correction
		Shadow Correction
Digital Filter		
Movie SR		
Live View	Grid Display	

C 4	Instant Review	Display Time
		Zoom Review
		Save RAW (RAW Button)
		Delete Img. (Delete Btn.)
		Histogram
		Highlight Alert
2	Guide Display	
C 4	Monitor Display	[Status Screen ]
		↳[Auto Display Rotation ]
C 4	Monitor Display	Color Settings
C 2	Fx Button	
C 2	AF/AE Lock Settings	
C 2	Preview Dial	
C 2	E-Dial Programming	Still Image
		Rotation Direction
C 5	Memory	
C 1	Save User Mode Settings	
C 1	Rename User Mode	
C 1	Reset User Mode Settings	
1	AF with Live View	AF Active Area
		Focus Peaking
1	AF Assist Light	
2	AE Metering	
5	Memory Card Options	
5	Recorded Pixels	
5	Framerate	
5	Recording Sound Level	
5	Wind Noise Reduction	
5	Headphone Volume	
6	D-Range Correction	Highlight Correction
		Shadow Correction
6	Digital Filter	
7	Shake Reduction	
C 4	Monitor Display	[Live View ]
		↳[Shooting Info Display ]
		↳[L1 Customization ]
		↳[L2 Customization ]
		↳[L3 Customization ]
		Grid Guide








# PENTAX K-1



































# PENTAX K-3III

2	Live View	Electronic Level	4	Monitor Display	[Live View ]			
		Histogram Display			↳[Shooting Info Display ]			
		Highlight Alert			↳[L1 Customization ]			
		Flicker Reduction			[L2 Customization ]			
Button Customization	AF Button (Movie)		2	AF/AE Lock Settings				
	E-Dial Programming			2	E-Dial Programming	Movie		
1	Slideshow		1	Protect		Protect All Images		
	Protect All Images			Delete		Delete All Images		
	Delete All Images			4		Zoom Review	Quick Zoom	
	Quick Zoom			1		Playback Sound Volume		
	Playback Sound Volume			1		Auto Image Rotation		
	Image Display	Auto Image Rotation		4	Monitor Display	[Playback Info Display ]		
		Grid Display				↳[Standard Info. Display ]		
		Highlight Alert				[No Information Display ]		
	7	Language/言語		7	Language/言語		Grid Guide	
		Date Adjustment			Date Adjustment		[Playback Info Display ]	
World Time		3			Sound Effects Volume			
Text Size		3			Sound Effects Setting			
Sound Effects		2			Monitor Adjustment			
LCD Display Settings		2			Outdoor View Setting			
Outdoor View Setting		4			LCD Panel	Illumination Brightness		
2		Illumination Settings			3	Indicator Lamps		LCD Panel Illumination
		Indicator Lamps				4		Wireless LAN Setting
		Wi-Fi			4		GPS Settings	
	GPS/E-Compass	GPS Logging		4		USB Setting		
		GPS Time Sync						
Calibration								
USB Connection								
HDMI Out								

# PENTAX K-1






# PENTAX K-3 III

 2	Auto Power Off
 3	Create New Folder
	Folder Name
	File Name
	File No.
	Sequential Numbering
	Reset File Number
	Copyright Information
	Embed Copyright Data
	Photographer
	Copyright Holder
	Format
 4	Pixel Mapping
	Dust Removal
	Sensor Cleaning
	Select Battery
	Select Battery
	AA Battery Type
	Certification Marks
	Firmware Info/Options
	Reset
 5	Night Vision LCD Display
 1	EV Steps
	Sensitivity Steps
	Meter Operating Time
	Auto EV Compensation
	Link AE and AF Point
	Bulb (B) Mode Options
	Flash Sync Speed
 2	AE-L with AF Locked
	Viewfinder Light
	AF with Remote Control
	Bracketing Order
	One-Push Bracketing
	Interval Shooting Options
	AF in Interval Shooting
 3	WB Adjustable Range
	AWB in Tungsten Light

 5	Auto Power Off
 1	Create New Folder
	Folder Name
 1	File Name
 1	Sequential Numbering
 1	Reset Numbering
 1	Copyright Information
	Embed Copyright Data
	Photographer
	Copyright Holder
 1	Format
 6	Pixel Mapping
 6	Dust Removal
 6	Sensor Cleaning
 5	Battery Grip Settings
 6	Certification Marks
 6	Firmware Info/Options
 8	Reset
 2	Night Vision Display
 5	EV Steps
 5	ISO Sensitivity Steps
 5	Meter Operating Time
 2	Auto EV Compensation
 2	Link AE and AF Point
 2	Link AE and AF Point
 5	Bulb (B) Mode Options
 5	X Mode Sync Speed
 2	AF/AE Lock Settings
 4	Viewfinder Display
	Viewfinder Light
 6	AF with Remote Control
 4	Drive Mode
	[Drive ]
	└[Bracketing ]
	└└[Bracketing Order ]
 4	Drive Mode
	[Drive ]
	└[Bracketing ]
	└└[One-Push Bracketing ]
 4	Drive Mode
	[Drive ]
	└[Interval Shooting ]
	└└[Interval Composite ]
	└└└[Fixed Time Release ]
 4	Drive Mode
	[Drive ]
	└[Interval Shooting ]
	└└[Interval Composite ]
	└└└[AF Operation per Shot ]
 3	Auto Adjust. for Source
 3	Auto Adjust. for Source
 3	AWB in Tungsten Light
 3	AWB in Tungsten Light

# PENTAX *K-1*

# PENTAX *K-3 III*

<b>C 3</b>	WB When Using Flash			
	Color Temperature Steps	<b>C 6</b>	Color Temperature Steps	
	Enable/Disable Control	<b>C 2</b>	Fx Button	
	Change AF Point Button			
	Auto SR Off	 <b>7</b>	Auto Shake Reduction Off	
		 <b>7</b>	Auto Shake Reduction Off	
<b>C 4</b>	Save Rotation Info	<b>C 6</b>	Save Rotation Info	
	Save Menu Location	 <b>2</b>	Store Cursor Position	
	Catch-in Focus	 <b>1</b>	AF with Viewfinder	Catch-in Focus
	AF Fine Adjustment	<b>C 7</b>	AF Fine Adjustment	
	Using Aperture Ring	<b>C 6</b>	Using Aperture Ring	
	Reset Custom Functions	 <b>8</b>	Reset	