

PENTAX K-1 II



PENTAX K-3 III


📷 1	Phase Detection AF	AF Mode
		AF Active Area
		AF.S Setting
		1st Frame Action in AF.C
		Action in AF.C Cont.
		Hold AF Status
	Contrast Detection AF	Contrast Detection AF
		Focus Peaking
		Contrast AF Options
	AF Assist Light	
AE Metering		
ISO AUTO Setting	ISO Range (Maximum)	
	ISO Range (Minimum)	
	AUTO ISO Parameters	
Flash Mode		
Program Line		
Exposure Mode USER		
📷 2	LV Electronic Shutter	
	Memory Card Options	
	Crop	
	Image Capture Settings	File Format
		JPEG Recorded Pixels
		JPEG Quality
		RAW File Format
		Color Space
	D-Range Settings	Highlight Correction
		Shadow Correction
Noise Reduction	Slow Shutter Speed NR	
	High-ISO NR	
📷 3	Clarity	
	Skin Tone	
	Digital Filter	
	HDR Capture	
	Pixel Shift Resolution	
	ASTROTRACER	ASTROTRACER
Precise Calibration		
📷 4	AA Filter Simulator	
	Shake Reduction	
	Horizon Correction	
	Composition Adjust.	

📷 1	AF with Viewfinder	AF Mode
		AF Active Area
		AF.S Setting
		1st Frame Action in AF.C
		Action in AF.C Cont.
		Hold AF Status
📷 1	AF with Live View	AF Active Area
		Face Detection
		Focus Peaking
		Contrast AF Options
📷 1 AF Assist Light		
📷 2 AE Metering		
📷 2	ISO Sensitivity Setting	ISO Auto Upper Limit
		ISO Auto Lower Limit
		Min. Shutter Speed Op.
		ISO Auto with Min. Speed
		Minimum Shutter Speed
📷 2 Flash Mode		
📷 2 Program Line		
C 1 Exposure in User Mode		
/		
📷 5	Memory Card Options	Memory Card Options
		Card Slot Sequence
📷 5 Crop		
📷 5 File Format		
📷 5 JPEG Recorded Pixels		
📷 5 JPEG Quality		
📷 5 RAW File Format		
📷 5 Color Space		
📷 6	D-Range Correction	Highlight Correction
		Shadow Correction
📷 6	Noise Reduction	Slow Shutter Speed NR
		High-ISO Noise Reduction
📷 6 Clarity		
📷 6 Skin Tone		
📷 6 Digital Filter		
📷 4 HDR Capture		
📷 4 Pixel Shift Resolution		
📷 4	ASTROTRACER	ASTROTRACER
		Precise Calibration
📷 4 AA Filter Simulator		
📷 7 Shake Reduction		
📷 7 Auto Horizon Correction		
📷 7 Composition Adjustment		

PENTAX *K-1 II*

PENTAX *K-3 III*

 4	Lens Correction	Distortion Correction
		Peripheral Illumin. Corr.
		Lat-Chromatic-Ab Adj
		Diffraction Correction
Input Focal Length		
 5	Viewfinder Overlay	Grid Display
		Electronic Level
		AF Frame
		Spot Metering Frame
		AF Points
		Live View
Live View	Grid Display	
	Electronic Level	
	Histogram Display	
	Highlight Alert	
	Flicker Reduction	

 6	Lens Correction	Distortion Correction
		Peripheral Illumin. Corr.
		Lat-Chromatic-Ab Adj
		Diffraction Correction
MF Lens Focal Length		
C 4	Viewfinder Display	[Viewfinder Screen └[F1 Customization [F2 Customization [F3 Customization [F4 Customization
		[Viewfinder Screen └[F1 Customization [F2 Customization [F3 Customization [F4 Customization
		Electronic Level Type
		[Viewfinder Screen └[F1 Customization [F2 Customization [F3 Customization [F4 Customization
C 4	Viewfinder Display	[Viewfinder Screen └[F1 Customization [F2 Customization [F3 Customization [F4 Customization
		[Viewfinder Screen └[F1 Customization [F2 Customization [F3 Customization [F4 Customization
		[Viewfinder Screen └[F1 Customization [F2 Customization [F3 Customization [F4 Customization
		[Viewfinder Screen └[F1 Customization [F2 Customization [F3 Customization [F4 Customization
C 4	Monitor Display	[Live View └[Shooting Info Display └[L1 Customization [L2 Customization [L3 Customization
		Grid Guide
		[Live View └[Shooting Info Display └[L1 Customization [L2 Customization [L3 Customization
		[Live View └[Electronic Level Type
		[Live View └[Electronic Level Design
		[Live View └[Shooting Info Display └[L1 Customization [L2 Customization [L3 Customization
		[Live View └[Shooting Info Display └[L1 Customization [L2 Customization [L3 Customization
		[Live View └[Shooting Info Display └[L1 Customization [L2 Customization [L3 Customization
		[Live View └[Shooting Info Display └[L1 Customization [L2 Customization [L3 Customization
		[Live View └[Flicker Reduction

PENTAX K-1 II



























PENTAX K-3 III

5	Instant Review	Display Time
		Zoom Review
		Save RAW Data
		Delete
		Histogram Display
		Highlight Alert
Other Display Settings	Guide Display	
	Auto Screen Rotation	
	Display Color	
Button Customization	Fx1 Button	
	Fx2 Button	
	AF Button	
	Preview Dial	
	E-Dial Programming	
Memory		
Save USER Mode	Save Settings	
	Rename USER Mode	
	Check Saved Settings	
	Reset USER Mode	
1	Contrast Detection AF	Contrast Detection AF
		Focus Peaking
AF Assist Light		
AE Metering		
Memory Card Options		
Crop		
Movie Capture Settings	Recorded Pixels	
	Framerate	
Sound Volume Setting	Recording Sound Level	
	Wind Noise Reduction	
	Headphone Volume	
2	D-Range Settings	Highlight Correction
		Shadow Correction
Digital Filter		
Movie SR		
Live View	Grid Display	

4	Instant Review	Display Time
		Zoom Review
		Save RAW (RAW Button)
		Delete Img. (Delete Btn.)
		Histogram
		Highlight Alert
2	Guide Display	
4	Monitor Display	[Status Screen └[Auto Display Rotation]
4	Monitor Display	Color Settings
2	Fx Button	
2	AF/AE Lock Settings	
2	Preview Dial	
2	E-Dial Programming	Still Image
		Rotation Direction
5	Memory	
1	Save User Mode Settings	
1	Rename User Mode	
/		
1	Reset User Mode Settings	
1	AF with Live View	AF Active Area
		Focus Peaking
1	AF Assist Light	
2	AE Metering	
5	Memory Card Options	
	Recorded Pixels	
	Framerate	
	Recording Sound Level	
5	Wind Noise Reduction	
	Headphone Volume	
6	D-Range Correction	Highlight Correction
		Shadow Correction
6	Digital Filter	
7	Shake Reduction	
4	Monitor Display	[Live View └[Shooting Info Display] └[L1 Customization] └[L2 Customization] └[L3 Customization]
		Grid Guide








PENTAX *K-1 II*




































PENTAX *K-3 III*

 2		Electronic Level	 4	[Live View]	Monitor Display	↳[Shooting Info Display]	↳[L1 Customization]	[L2 Customization]	[L3 Customization]					
	Live View	Histogram Display		[Live View]		↳[Electronic Level Type]	[Live View]	↳[Electronic Level Design]	[Live View]	↳[Shooting Info Display]	↳[L1 Customization]	[L2 Customization]	[L3 Customization]	
		Highlight Alert		[Live View]		↳[Shooting Info Display]	↳[L1 Customization]	[L2 Customization]	[L3 Customization]	[Live View]	↳[Shooting Info Display]	↳[L1 Customization]	[L2 Customization]	[L3 Customization]
		Flicker Reduction		[Live View]		↳[Flicker Reduction]								
	Button Customization	AF Button (Movie)	 2	AF/AE Lock Settings										
		E-Dial Programming	 2	E-Dial Programming	Movie									
 1	Slideshow													
	Protect All Images			 2	Protect	Protect All Images								
	Delete All Images			 2	Delete	Delete All Images								
	Quick Zoom			 4	Zoom Review	Quick Zoom								
	Playback Sound Volume			 1	Playback Sound Volume									
			Auto Image Rotation	 1	Auto Image Rotation									
 1	Image Display	Grid Display	 4	Monitor Display	[Playback Info Display]	↳[Standard Info. Display]	[No Information Display]							
		Highlight Alert			[Playback Info Display]	↳[Standard Info. Display]	[No Information Display]							
 1	Language/言語		 7	Language/言語										
	Date Adjustment		 7	Date Adjustment										
	World Time													
	Text Size													
	Sound Effects		 3	Sound Effects Volume										
			 3	Sound Effects Setting										
	LCD Display Settings		 2	Monitor Adjustment										
	Outdoor View Setting		 2	Outdoor View Setting										
	 2	Illumination Settings		 4	LCD Panel	Illumination Brightness								
						LCD Panel Illumination								
Indicator Lamps		 3	Indicator Lamps											
Wi-Fi		 4	Wireless LAN Setting											
 2	GPS/E-Compass	GPS Logging												
		GPS Time Sync												
		Calibration												
USB Connection		 4	GPS Settings											
HDMI Out		 4	USB Setting											

PENTAX K-1 II





PENTAX K-3 III

 2	Auto Power Off
 3	Create New Folder
	Folder Name
	File Name
	File No.
	Sequential Numbering
	Reset File Number
	Embed Copyright Data
	Copyright Information
	Photographer
	Copyright Holder
	Format
 4	Pixel Mapping
	Dust Removal
	Sensor Cleaning
	Select Battery
	Select Battery
	AA Battery Type
	Certification Marks
	Firmware Info/Options
	Reset
 5	Night Vision LCD Display
 1	EV Steps
	Sensitivity Steps
	Meter Operating Time
	Auto EV Compensation
	Link AE and AF Point
	Bulb (B) Mode Options
	Flash Sync Speed
 2	AE-L with AF Locked
	Viewfinder Light
	AF with Remote Control
	Bracketing Order
	One-Push Bracketing
	Interval Shooting Options
	AF in Interval Shooting
 3	WB Adjustable Range
	AWB in Tungsten Light

 5	Auto Power Off
 1	Create New Folder
 1	Folder Name
 1	File Name
 1	Sequential Numbering
 1	Reset Numbering
 1	Copyright Information
	Embed Copyright Data
	Photographer
	Copyright Holder
 1	Format
 6	Pixel Mapping
 6	Dust Removal
 6	Sensor Cleaning
 5	Battery Grip Settings
 6	Certification Marks
 6	Firmware Info/Options
 8	Reset
 2	Night Vision Display
 5	EV Steps
 5	ISO Sensitivity Steps
 5	Meter Operating Time
 2	Auto EV Compensation
 2	Link AE and AF Point
 2	Link AE and AF Point
 5	Bulb (B) Mode Options
 5	X Mode Sync Speed
 2	AF/AE Lock Settings
 4	Viewfinder Display
	Viewfinder Light
 6	AF with Remote Control
 4	Drive Mode
	[Drive]
	↳ [Bracketing]
	↳ [Bracketing Order]
 4	Drive Mode
	[Drive]
	↳ [Bracketing]
	↳ [One-Push Bracketing]
 4	Drive Mode
	[Drive]
	↳ [Interval Shooting]
	↳ [Interval Composite]
	↳ [Fixed Time Release]
 4	Drive Mode
	[Drive]
	↳ [Interval Shooting]
	↳ [Interval Composite]
	↳ [AF Operation per Shot]
 3	Auto Adjust. for Source
 3	Auto Adjust. for Source
 3	AWB in Tungsten Light
 3	AWB in Tungsten Light

PENTAX *K-1 II*

PENTAX *K-3 III*

C 3	WB When Using Flash		
	Color Temperature Steps	C 6	Color Temperature Steps
	Enable/Disable Control	C 2	Fx Button
	Change AF Point Button		
	Auto SR Off	 7	Auto Shake Reduction Off
		 7	Auto Shake Reduction Off
C 4	Save Rotation Info	C 6	Save Rotation Info
	Save Menu Location	 2	Store Cursor Position
	Catch-in Focus	 1	AF with Viewfinder Catch-in Focus
	AF Fine Adjustment	C 7	AF Fine Adjustment
	Using Aperture Ring	C 6	Using Aperture Ring
	Reset Custom Functions	 8	Reset